

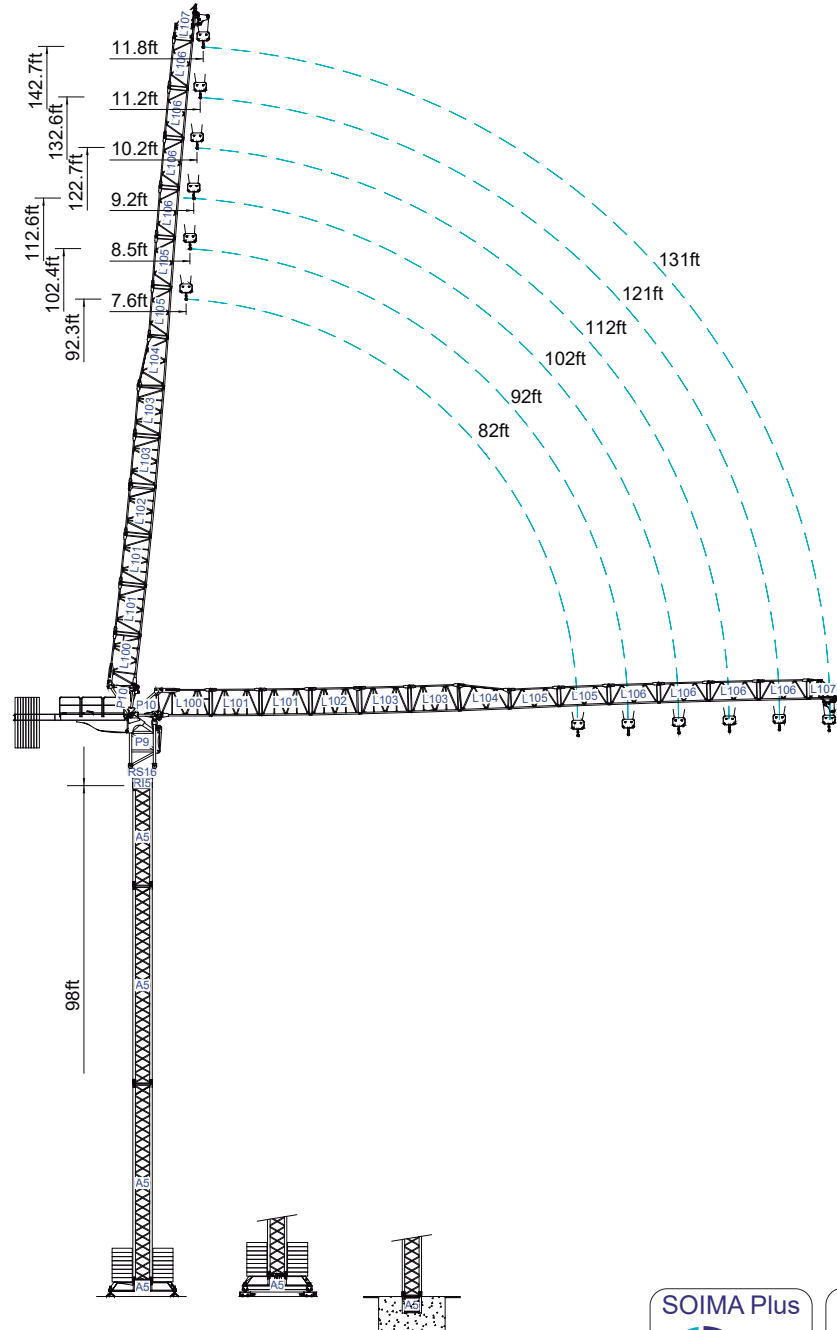


STAFFORD SOIMA

TOWER CRANES

SGT 4015LTL

Data Sheet
Imperial



Headquarters

3620 S. 40th Street, Phoenix, AZ, 85040 USA

+1 (480) 993 3302

Factory

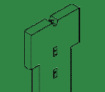


Zona Industrial de Canas de Senhorim - EN 234, 3525-040 Canas de Senhorim - Portugal

+351 232 673 530 info@staffordsoima.com

www.staffordsoima.com



Empresa certificada no âmbito da Conceção, Fabrico e Serviço Pós-venda de Gruas Soima e componentes

ft			8,820lb	49	66	82	92	102	112	121	131	ft
131	28,660lb 13x2,205lb	75	8,820	8,820	7,650	6,500	5,470	4,630	3,860	3,310		lb
			8,820	8,820	8,420	7,150	6,010	5,090	4,240	3,640		+
121	28,660lb 13x2,205lb	75	8,820	8,820	7,760	6,550	5,530	4,850	3,970			
			8,820	8,820	8,540	7,200	6,090	5,340	4,370			+
112	28,660lb 13x2,205lb	76	8,820	8,820	7,940	6,700	5,690	4,870				
			8,820	8,820	8,730	7,370	6,260	5,360				+
102	28,660lb 13x2,205lb	77	8,820	8,820	8,160	6,830	5,730					
			8,820	8,820	8,970	7,520	6,310					+
92	28,660lb 13x2,205lb	77	8,820	8,820	8,270	6,880						
			8,820	8,820	9,090	7,570						+
82	28,660lb 13x2,205lb	78	8,820	8,820	8,310							
			8,820	8,820	9,140							+
	ft											









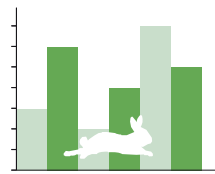
			A (ft)	B (ft)	C (ft)	lb (±5%)
Jib		L100	39.20	4.00	8.50	6,830
		L101	10.20	3.80	5.20	2x770 1,540
		L102	10.20	3.80	5.20	770
		L103	10.20	3.80	5.20	2x730 1,460
		L104	10.20	3.80	5.20	690
		L105	10.20	3.80	3.90	2x510 1,014
		L106	10.20	3.80	3.90	2x573 1,499
		L107	7.80	3.80	3.90	490
Head turntable		RS16 RI5	5.80	4.40	5.80	5,160
		P9/P10	15.80	4.80	7.70	16,180
Counter-jib		CL16	10.30	4.80	4.50	1,870
Counter-jib		CL17	10.50	4.50	1.90	770
Counterweight		CP	9.80	0.50	3.10	13x2,205 28,660
Tower section		A5	39.30	3.80	3.80	6,790
		A5	19.90	3.80	3.80	3,660
		A5	10.20	3.80	3.80	2,180
Climbing tower section		A5	10.10	4.50	4.50	2,290
Foundation anchor		A5	4.20	3.80	3.80	990
Base Chassis		A5	18.10	1.60	2.70	2,760
			7.40	1.20	2.70	2x1,400 2,800




TOTAL 5,560

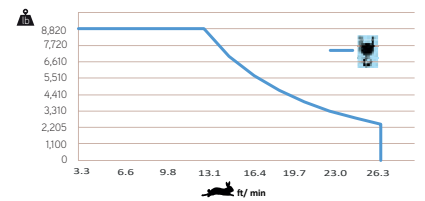



	131	121	112	102	92	82	ft
	12,370	11,990	11,620	11,240	10,740	10,230	lb



	
	1° a 85°
	0 a 0.8 r.p.m.
	0 a 164ft/min
	0 a 49ft/min
	18,5 Kw
	1x65 N.m
	3 kW
	2x3 kW



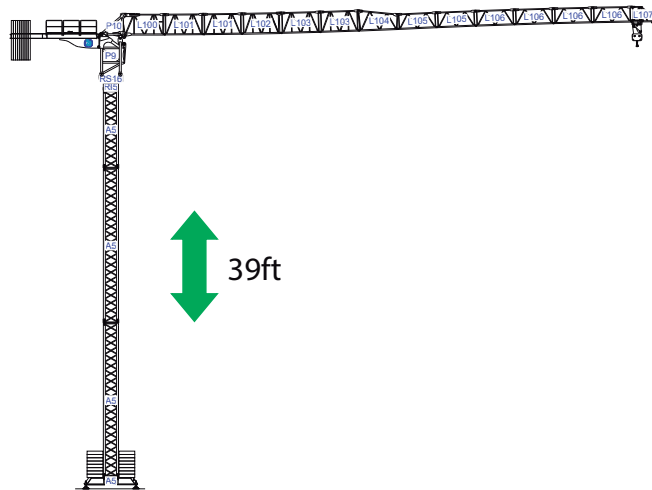
	
	0 a 246ft/min
	22 kW



	58 kVA
	400 V +- 5% (50/60 Hz)

		400V 50Hz 60Hz	164ft 4x0,0248in ²
2000/14/CEE 2005/88/CEE	2006/95/CEE		

Transport / Transporte / Transport / Trasporto / Transport / Транспорт




2x



/

2x



STAFFORD SOIMA
TOWER CRANES

SGT 4015LTL