

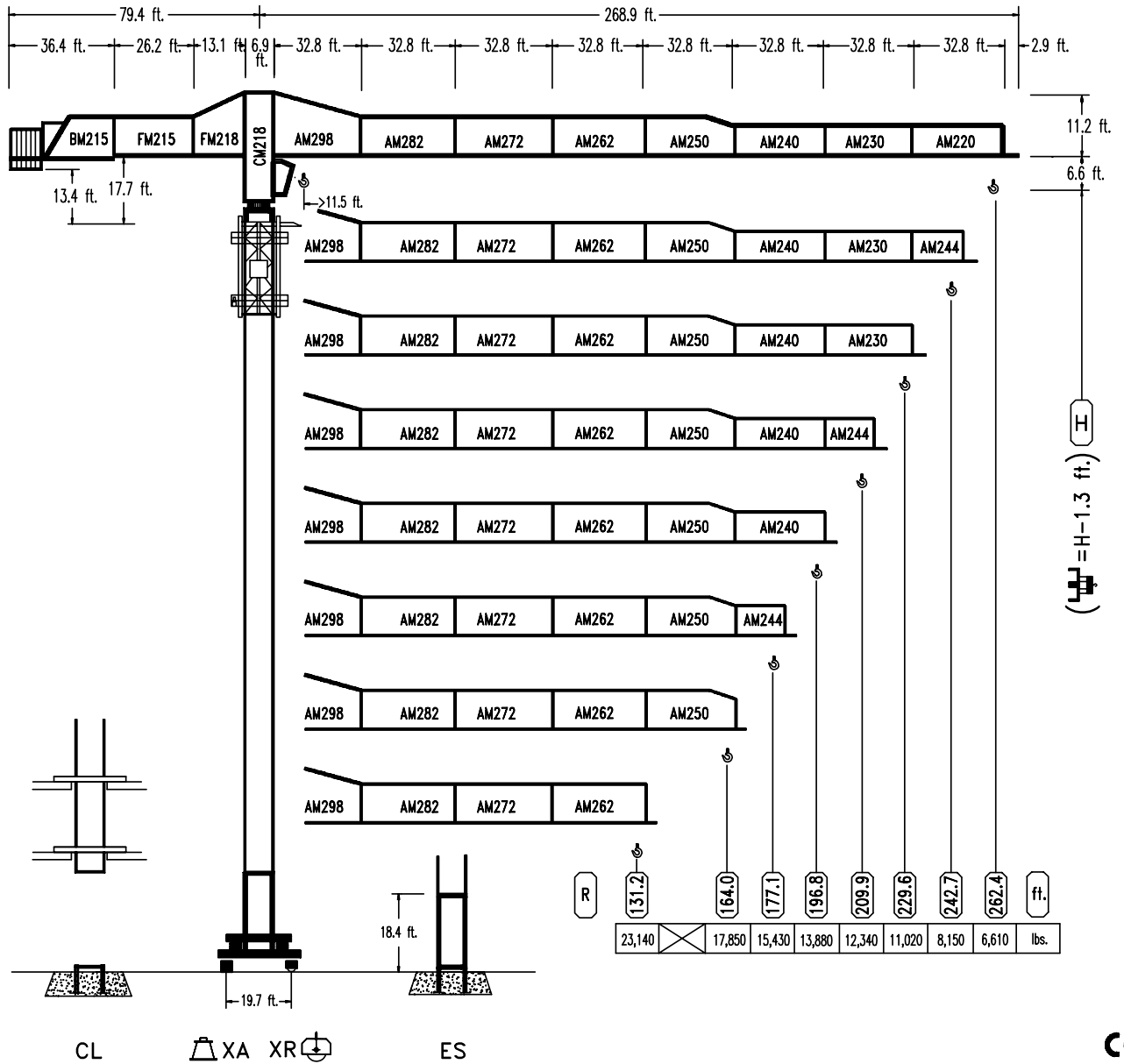


# COMANSA

## LINDEN 2100

## 21 LC 400

## 39,680 lbs.



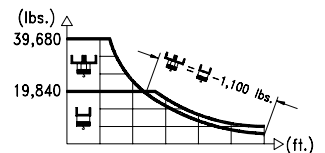
CL

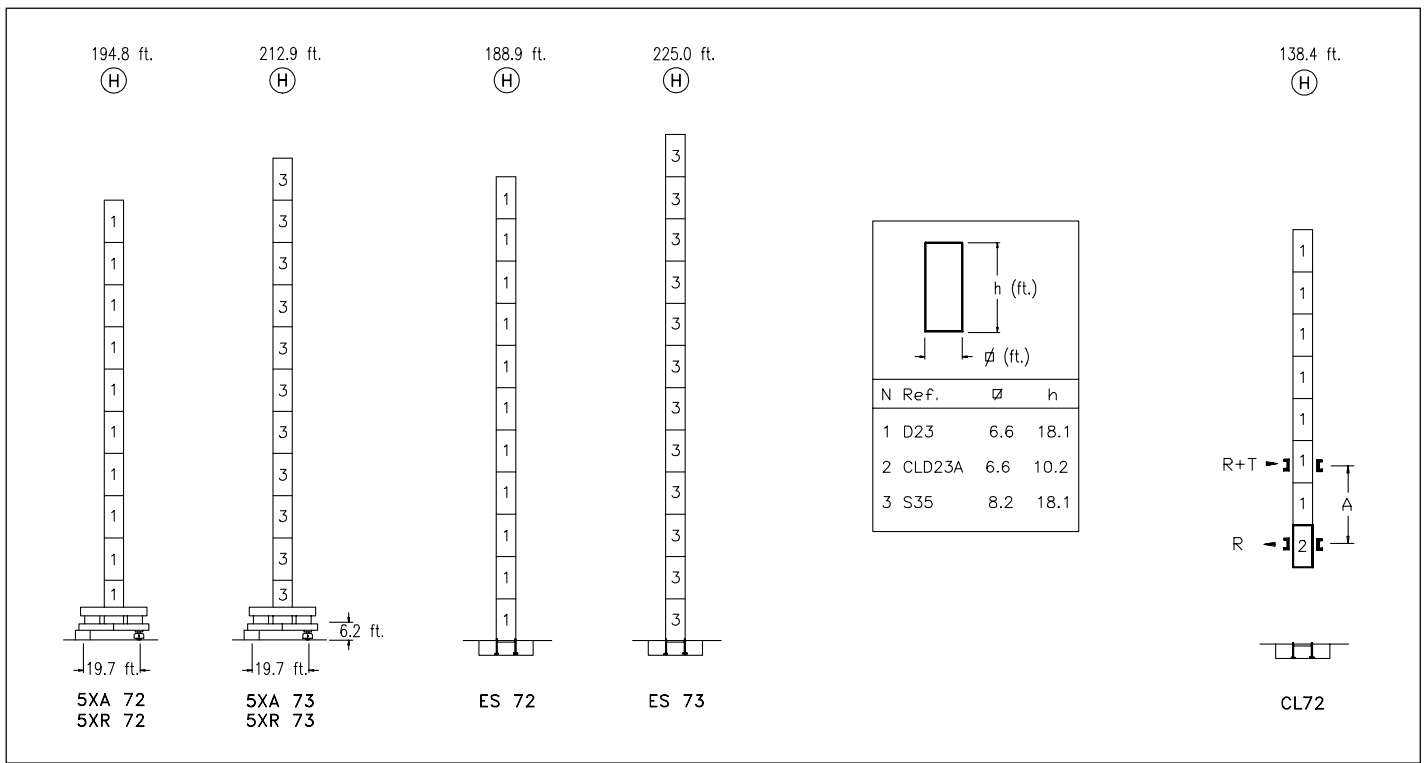
XA XR

ES

**CE**  
DIN 15018 H1 B3

R	H															
262.4	52.2	65.6	82	95.8	100.4	111.5	131.2	144.3	164	177.1	196.8	209.9	229.6	242.7	262.4	ft.
	39,680	30,690	23,720	19,840	19,840	17,660	14,730	13,250	11,460	10,500	9,300	8,620	7,760	7,260	6,610	lbs.
242.7	57.1	65.6	82	98.4	102.3	110.6	131.2	144.3	164	177.1	196.8	209.9	229.6	242.7	ft.	
	39,680	33,990	26,360	21,380	19,840	19,840	16,410	14,760	12,790	11,730	10,400	9,650	8,710	8,150	lbs.	
229.6	69.5	82	98.4	111.5	127.9	135.5	144.3	164	177.1	196.8	209.9	229.6	ft.			
	39,680	32,940	26,810	23,250	19,840	19,840	18,480	16,060	14,740	13,110	12,200	11,020	lbs.			
209.9	69.5	82	98.4	111.5	129.2	136.8	144.3	164	177.1	196.8	209.9	ft.				
	39,680	33,260	27,090	23,490	19,840	19,840	18,690	16,240	14,920	13,270	12,340	lbs.				
196.8	72.8	82	98.4	111.5	134.2	142.4	144.3	164	177.1	196.8	ft.					
	39,680	34,720	28,290	24,560	19,840	19,840	19,540	16,990	15,600	13,890	lbs.					
177.1	71.8	82	98.4	111.5	132.8	140.7	144.3	164	177.1	ft.						
	39,680	34,260	27,900	24,210	19,640	19,840	19,320	16,790	15,430	lbs.						
164	75.8	82	98.4	111.5	131.2	140.1	148.9	164	ft.							
	39,680	36,330	29,620	25,720	21,380	19,840	19,840	17,850	lbs.							
131.2	79.7	82	98.4	111.5	131.2	ft.										
	39,680	38,510	31,430	27,310	23,140	lbs.										





**CFU-7.5**  
**10 hp.**  
0 Ø 308 ft./min

**GR-10**  
**4 x 73 ft.lbs.**  
0 Ø 0,7 rpm

**TRA-7.5**  
**2 x 55 ft.lbs.**  
0 Ø 66 ft./min

**TRA-7.5VC**  
**2 x 55 ft.lbs.**  
0 Ø 66 ft./min

**EEA3-90-45**  
**108 hp.**

	I	II	III
SR ft./min	12 ⚙ 188	18 ⚙ 284	50 ⚙ 756
lbs.	19,840	13,220	3,970
DR ft./min	6 ⚙ 94	9 ⚙ 142	25 ⚙ 378
lbs.	39,680	26,450	7,940

**EFU4-45-45**  
**54 hp.**

SR	DR
19,840	39,680
13,225	26,450
6,610	13,220
3,970	7,940

**EFU4-65-45**  
**78 hp.**

SR	DR
19,840	39,680
13,225	26,450
6,610	13,225
3,970	7,930

Tensión de alimentación Operating voltage	<b>480 V</b> <b>3 ph</b> <b>60 Hz</b>
--	---

Opcional Optional	
----------------------	--

<b>R. máx.</b> En servicio In operation	<b>5XR72 .... 294,010 lbs.</b> <b>5XR73 .... 303,930 lbs.</b>
--	--

<b>R. máx.</b> Fuera de servicio Out of service	<b>5XR72 .... 247,290 lbs.</b> <b>5XR73 .... 288,500 lbs.</b>
--	--

**NOTE: ALL ORIGINAL WEIGHTS AND MEASUREMENTS ARE METRIC AND ABOVE ARE ROUNDED-OFF CONVERSIONS OF SAME. FOR EXACT WEIGHTS AND MEASUREMENTS, SEE SHEET DS.0102.29**



**Construcciones Metálicas COMANSA S. A.**  
Polígono Industrial de Areta  
E-31620 Huarte-Pamplona.- SPAIN  
Tel.: (34) 948 335 020 - Fax: (34) 948 330 810  
e-mail: info@comansa.com